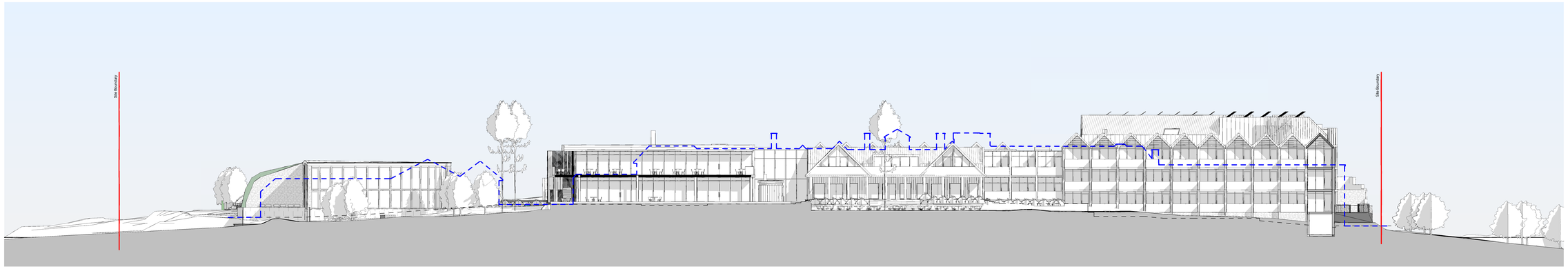

Section AA
1 : 200

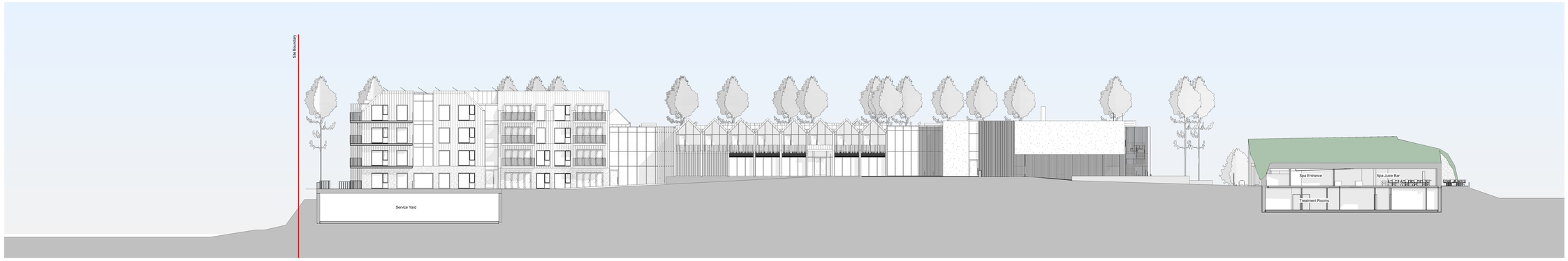

Section BB
1 : 200

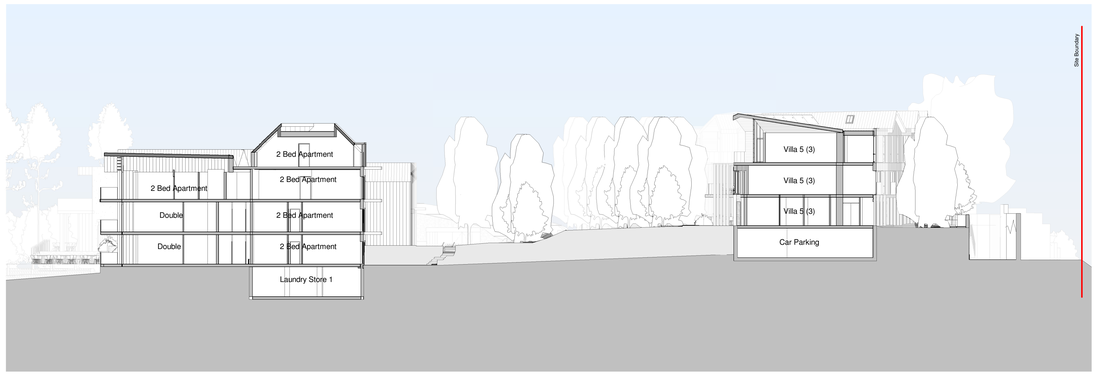

Section CC
1 : 200

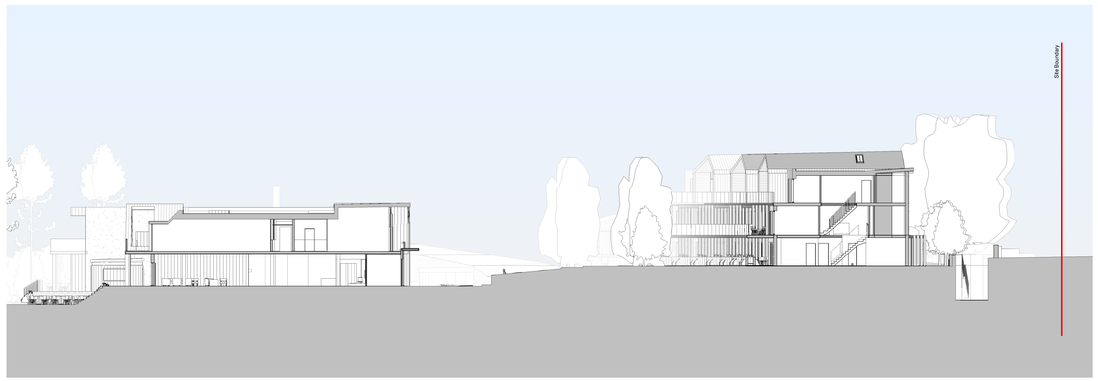

Section DD
1 : 200

Notes

Do not scale from this document, unless for the purposes of planning applications where a scale bar is provided. Refer to figured dimensions only. All dimensions to be verified on site prior to construction. Report all discrepancies or ambiguities to the Document Originator immediately. This document is to be read in conjunction with relevant documents, drawings and standards.

Key Plan

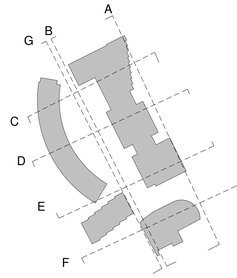

Proposed Materials

01 Curtain Wall Glazing - Anodised Bronze Toned Stick System with Expressed Vertical Mullions & Matching Doorsets
02 Timber Brise Soleil
03 Timber Cladding - Shingles
04 Timber Cladding - Vertical Alignment Tongue & Grove
05 Vertical Open Slatted Timber
06 Vertical Slatted Timber - Louvre Behind
07 Clear Glazed Frameless Balustrade
08 Stone Wall - Limestone Rubble Walling
09 Standing Seam Natural Grey Zinc Roof
10 Dark Grey Aluminium Doors and Windows
11 Dark Grey Aluminium Louvres
12 Green Wall
13 PV Panels
14 Dark Grey Perforated Aluminium Roller Shutter
15 Timber Soffit
16 Mansafe System
17 Extensive Green Roof
18 Entrance Canopy - Pressed Grey Toned Aluminium
19 External Steel Staircase - Dark Grey
20 Dark Grey Render
21 PPC Grey Toned Aluminium Vertical Railing Balustrade
22 Grey stone pavers to balconies

Existing elevation
Approximate existing ground level
Site boundary

Rev	Date	Notes	Drn	Chk'd
P04	06/10/22	Planning issue	KM	MAS

2 0 2 4 6 8 10
SCALE 1:200
m

Document Originator

AWW

London 106 Weston Street, SE1 3QB 020 7160 6000
Plymouth East Quay House, PL4 0HX 01752 261 282
Bristol pivot + mark, 48-52 Baldwin Street, BS1 1QB 0117 923 2535
RIBA Chartered Practice www.aww-uk.com

Client
Kingfisher Resorts Studland Ltd

AWW Project Number
4561

Project Stage
STAGE 2

Project Title
Knoll House
Studland

Title
Extended Site Sections

Scale @ A0
As indicated

Document Status
PLANNING

Project	Origin.	Volume	Level	Type	Role	Number	Rev
4561	AWW	SI	ZZ	DR	A	35000	P04